



**Cambridge International Examinations**  
Cambridge International General Certificate of Secondary Education


CANDIDATE  
NAME

CENTRE  
NUMBER

--	--	--	--	--	--

CANDIDATE  
NUMBER

--	--	--	--



**MATHEMATICS**

Paper 2 (Extended)

**0580/23**

**May/June 2016**

**1 hour 30 minutes**

Candidates answer on the Question Paper.

Additional Materials:      Electronic calculator  
   Tracing paper (optional)

Geometrical instruments

**READ THESE INSTRUCTIONS FIRST**

Write your Centre number, candidate number and name on all the work you hand in.

Write in dark blue or black pen.

You may use an HB pencil for any diagrams or graphs.

Do not use staples, paper clips, glue or correction fluid.

**DO NOT WRITE IN ANY BARCODES.**

Answer **all** questions.

If working is needed for any question it must be shown below that question.

Electronic calculators should be used.

If the degree of accuracy is not specified in the question, and if the answer is not exact, give the answer to three significant figures. Give answers in degrees to one decimal place.

For  $\pi$ , use either your calculator value or 3.142.

At the end of the examination, fasten all your work securely together.

The number of marks is given in brackets [ ] at the end of each question or part question.

The total of the marks for this paper is 70.

The syllabus is approved for use in England, Wales and Northern Ireland as a Cambridge International Level 1/Level 2 Certificate.

This document consists of **12** printed pages.

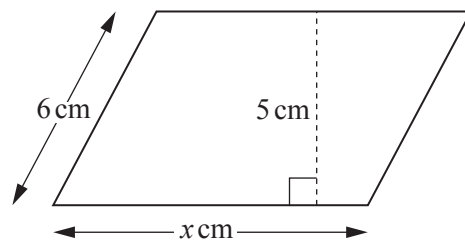
- 1 Find the cube root of 4913.

..... [1]

- 2 Write 71 496 correct to 2 significant figures.

..... [1]

3



NOT TO  
SCALE

The area of this parallelogram is  $51.5 \text{ cm}^2$ .

Work out the value of  $x$ .

$x =$  ..... [2]

- 4 Solve the equation.

$$6(y + 1) = 9$$

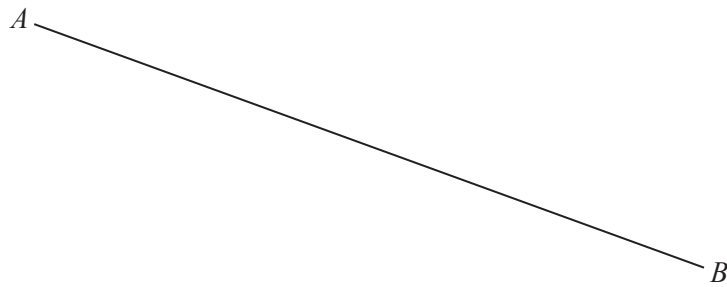
$y =$  ..... [2]

- 5 **Without using a calculator**, work out  $\frac{1}{12} \times 1\frac{1}{5}$ .

Show all your working and give your answer as a fraction in its lowest terms.

..... [2]

- 6 Using a straight edge and compasses only, construct the perpendicular bisector of the line  $AB$ .



[2]

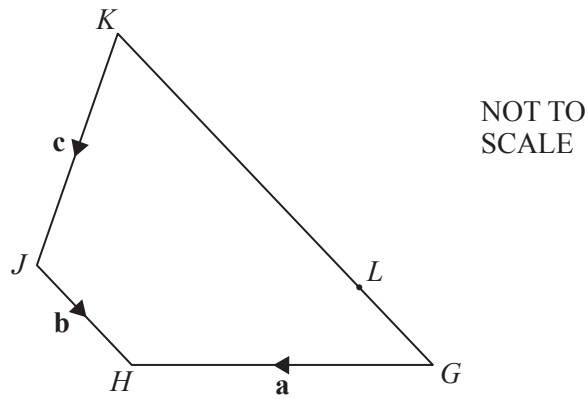
- 7 Simplify.  $(32x^{10})^{\frac{3}{5}}$

..... [2]

- 8 Write the recurring decimal  $0.3\dot{2}$  as a fraction.  
[ $0.3\dot{2}$  means  $0.3222\dots$ ]

..... [2]

9



$GHJK$  is a quadrilateral.  
 $\vec{GH} = \mathbf{a}$ ,  $\vec{JH} = \mathbf{b}$  and  $\vec{KJ} = \mathbf{c}$ .  
 $L$  lies on  $GK$  so that  $LK = 3GL$ .

Find an expression, in terms of  $\mathbf{a}$ ,  $\mathbf{b}$  and  $\mathbf{c}$ , for  $\vec{GL}$ .

$\vec{GL} = \dots\dots\dots$  [2]

10 Find the highest common factor (HCF) of 56 and 70.

$\dots\dots\dots$  [2]

- 11 Hattie has a box of coloured pens.  
 She takes a pen at random from the box.  
 The probability that she takes a red pen is 0.4 .

(a) Work out the probability that she does not take a red pen.

..... [1]

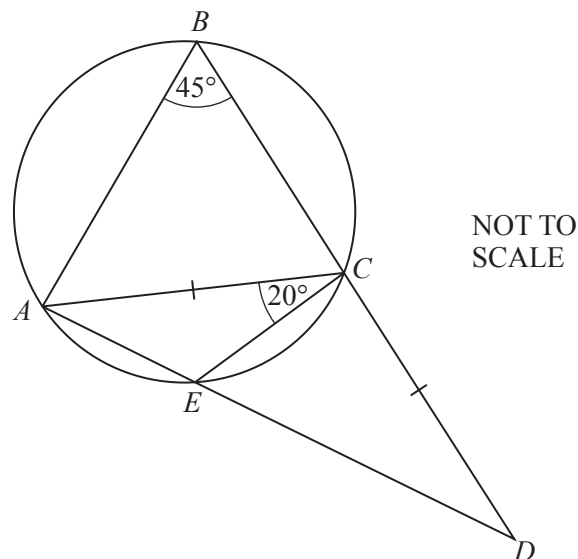
- (b) The box contains only blue, red and green pens.  
 There are 15 blue pens and 15 green pens.

Complete the table.

Colour of pen	Blue	Red	Green
Number of pens	15		15
Probability		0.4	

[2]

12

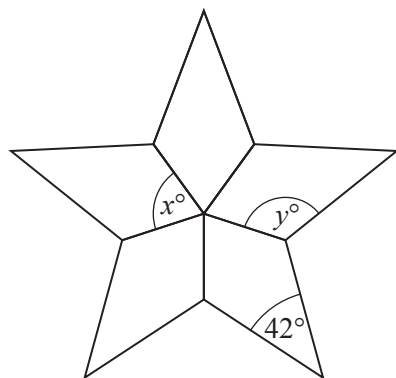


*ABCE* is a cyclic quadrilateral.  
*AED* and *BCD* are straight lines.  
 $AC = CD$ , angle  $ABC = 45^\circ$  and angle  $ACE = 20^\circ$ .

Work out angle *ECD*.

Angle *ECD* = ..... [3]

13



NOT TO SCALE

The diagram is made from 5 congruent kites.

Work out the value of

(a)  $x$ ,

$x = \dots\dots\dots$  [1]

(b)  $y$ .

$y = \dots\dots\dots$  [2]

- 14 (a)  $\mathcal{E} = \{x: 2 \leq x \leq 16, x \text{ is an integer}\}$   
 $M = \{\text{even numbers}\}$   
 $P = \{\text{prime numbers}\}$

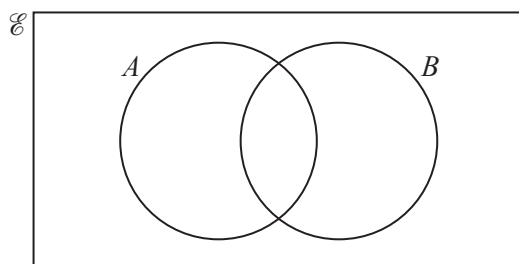
(i) Find  $n(M)$ .

$\dots\dots\dots$  [1]

(ii) Write down the set  $(P \cup M)'$ .

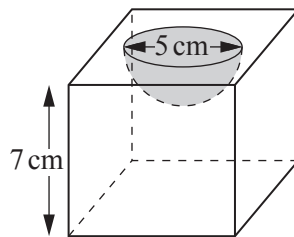
$(P \cup M)' = \{\dots\dots\dots\}$  [1]

(b) On the Venn diagram, shade  $A \cap B'$ .



[1]

- 15 A solid consists of a metal cube with a hemisphere cut out of it.



NOT TO  
SCALE

The length of a side of the cube is 7 cm.

The diameter of the hemisphere is 5 cm.

Calculate the volume of this solid.

[The volume,  $V$ , of a sphere with radius  $r$  is  $V = \frac{4}{3}\pi r^3$ .]

.....cm<sup>3</sup> [3]

- 16  $y$  is directly proportional to  $(x + 2)^2$ .  
When  $x = 8$ ,  $y = 250$ .

Find  $y$  when  $x = 4$ .

$y =$  ..... [3]

17 (a)  $V = IR$

In an experiment  $I$  and  $R$  are both measured correct to 1 decimal place.

When  $I = 4.0$  and  $R = 2.7$ , find the **lower** bound for  $V$ .

..... [2]

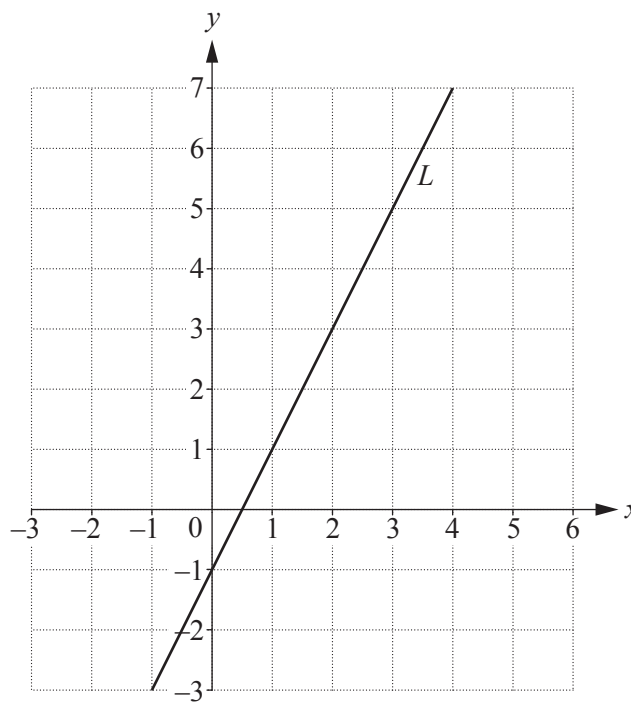
(b)  $S = \frac{D}{T}$

In an experiment  $D$  and  $T$  are both measured correct to 2 significant figures.

When  $D = 7.6$  and  $T = 0.23$ , find the **upper** bound for  $S$ .

..... [2]

18



(a) Work out the gradient of the line  $L$ .

..... [2]

(b) Write down the equation of the line parallel to the line  $L$  that passes through the point  $(0, 6)$ .

..... [2]



19 At the start of an experiment there are 20 000 bacteria.  
The number of bacteria increases at a rate of 30% per hour.

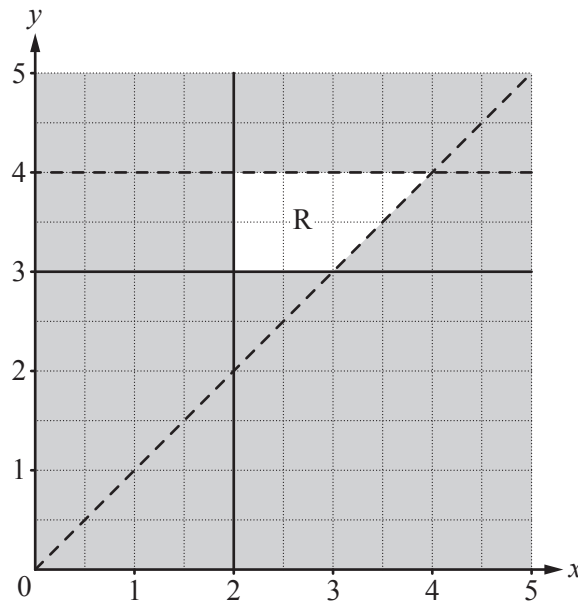
(a) Work out the number of bacteria after 4 hours.

..... [2]

(b) After how many **whole** hours, from the start of the experiment, will the number of bacteria be greater than one million?

..... hours [2]

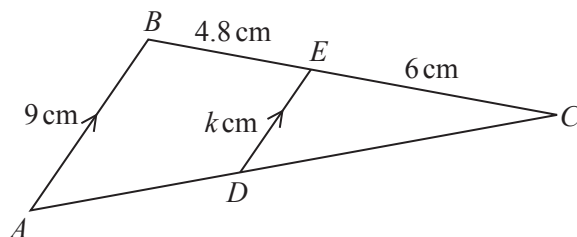
20



Find four inequalities that define the region, R, on the grid.

.....  
 .....  
 .....  
 ..... [4]

21 (a)



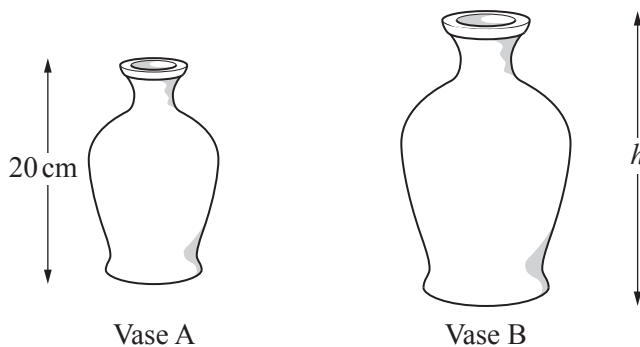
NOT TO SCALE

Triangles  $CBA$  and  $CED$  are similar.  
 $AB$  is parallel to  $DE$ .  
 $AB = 9$  cm,  $BE = 4.8$  cm,  $EC = 6$  cm and  $ED = k$  cm.

Work out the value of  $k$ .

$k = \dots\dots\dots$  [2]

(b)



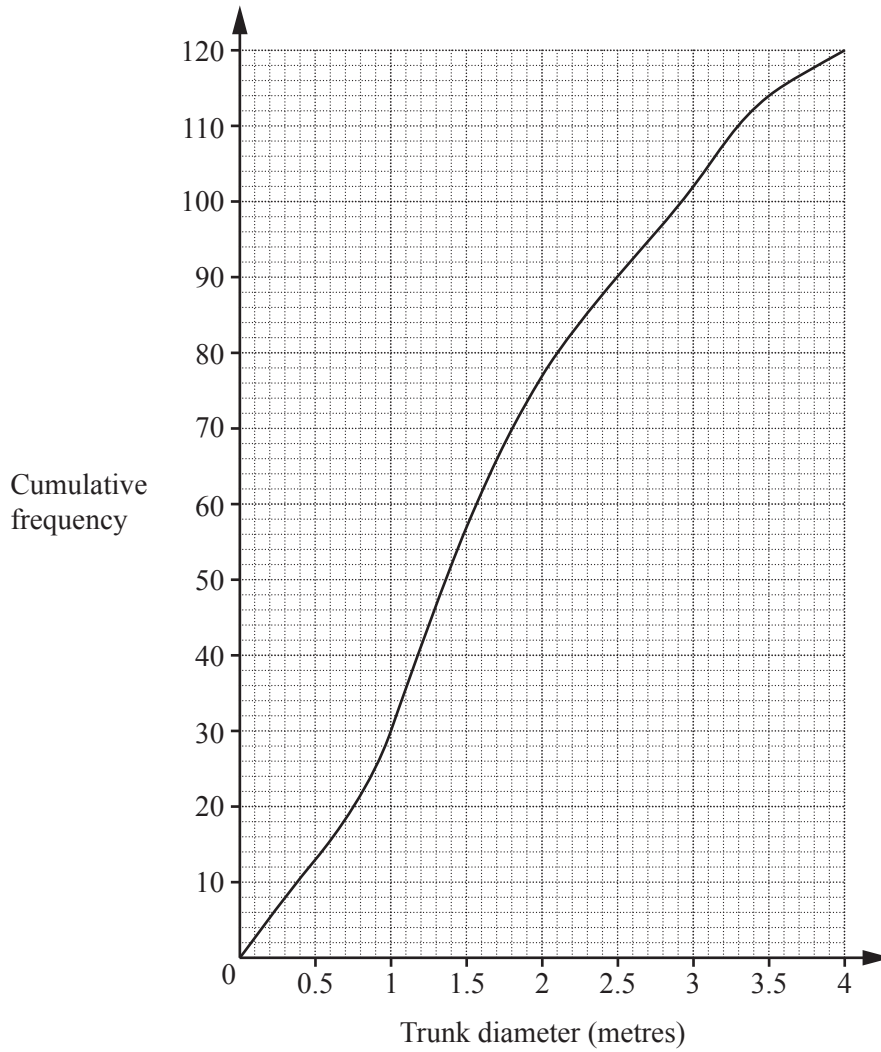
NOT TO SCALE

The diagram shows two mathematically similar vases.  
 Vase A has height 20 cm and volume  $1500 \text{ cm}^3$ .  
 Vase B has volume  $2592 \text{ cm}^3$ .

Calculate  $h$ , the height of vase B.

$h = \dots\dots\dots$  cm [3]

22 The cumulative frequency diagram shows information about the trunk diameter, in metres, of 120 trees.



Find

(a) the inter-quartile range,

..... m [2]

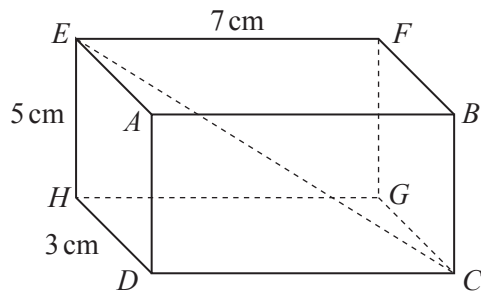
(b) the 95th percentile,

..... m [2]

(c) the number of trees with a trunk diameter greater than 3 metres.

..... [2]

**Question 23 is printed on the next page.**



NOT TO SCALE

The diagram shows a cuboid.  
 $HD = 3\text{ cm}$ ,  $EH = 5\text{ cm}$  and  $EF = 7\text{ cm}$ .

Calculate

(a) the length  $CE$ ,

$CE = \dots\dots\dots\text{ cm}$  [4]

(b) the angle between  $CE$  and the base  $CDHG$ .

$\dots\dots\dots$  [3]

Permission to reproduce items where third-party owned material protected by copyright is included has been sought and cleared where possible. Every reasonable effort has been made by the publisher (UCLES) to trace copyright holders, but if any items requiring clearance have unwittingly been included, the publisher will be pleased to make amends at the earliest possible opportunity.

To avoid the issue of disclosure of answer-related information to candidates, all copyright acknowledgements are reproduced online in the Cambridge International Examinations Copyright Acknowledgements Booklet. This is produced for each series of examinations and is freely available to download at [www.cie.org.uk](http://www.cie.org.uk) after the live examination series.

Cambridge International Examinations is part of the Cambridge Assessment Group. Cambridge Assessment is the brand name of University of Cambridge Local Examinations Syndicate (UCLES), which is itself a department of the University of Cambridge.